





# Interference Suppression Capacitor

Y2/X1



-  Metallized Polypropylene Film
-  Metal spray layer
-  Connecting wire

## Construction:

- Dielectric : Polypropylene Film.
- Electrodes : Zinc-AL Metallization.
- Winding : non-inductive type.
- Leads : Tinned Wire.
- Outer coating : Flame retarding plastic case and epoxy filled.

## Feature:

- Self-healing properties.
- In accordance with CB , ENEC , UL , CUL , CQC safety regulations
- Class Y2 Class X1

## Recommended Application:




- Interference suppressors.
- Antenna coupling.
- Across the line.
- Line to ground.
- EMI filter

## Electrical Characteristics:

Related Documents	EN 60384-14 , UL 1414 , UL 1283 ,GB/T14472.			
Rated Voltage	300VAC (EN 60384-14) , 310VAC (UL1283).			
Rated Temperature	-40°C ~ +110°C			
Capacitance Range	0.001μF ~ 0.22μF.			
Dissipation Factor	0.1% or less. at 1Khz , 20± 5°C			
Insulation Resistance	Terminal to Terminal: ≥15000MΩ at DC 100V ( C≤ 0.33μF) ≥ 5000MΩ× μF at DC 100V (C>0.33μF)	Terminal to Enclosure: ≥30000MΩ at DC 100V ≥500MΩ at DC 500V		
Withstand Voltage	<p>[Between terminal] :</p> <p>Nothing abnormal shall be found when apply a voltage specified below for 1 minute AC 1500V or DC 2250V Or DC 3000V for 3 sec Cut-off Current AC : 2A , DC : 10mA</p> <p>1. Above test must connected with a current limiting resistance of 1 Ω / Voltage. 2. Slow-up voltage speed : 100V/sec.</p> <p>[Between terminal and enclosure] :</p> <p>Nothing abnormal shall be found when apply a voltage of 2050Vac for 1 minute.</p>			
Rated Voltage Pulse Slope dV/dt (V/μs) at 438VDC	Pitch V <sub>R</sub>	10m/m	15m/m	22.5m/m
	438VDC	800	600	500
Climate Category	<p>code letter G and number 40 = Minimum limit temperature.... -40°C.</p> <p>code letter M and number 100 = Maximum limit temperature.... +100°C.</p> <p>code letter F and number 56 = Maximum limit of Relative Humidity The days of damp heat test..... 56 days.</p> <p>code letter B = Category of Passive flammability.</p>			

# Interference Suppression Capacitor

## SAFETY APPROVALS :

LOGO MARK	COUNTRY	APPROVAL STANDARD	APPROVAL NO.	CLASS	CAP. RANGE	RATED VOLTAGE
UL 	U.S.A CANADA	UL-1414 UL-1283	E149075 E221690	Y2/X1	0.001 $\mu$ F ~ 0.22 $\mu$ F	310 VAC
ENEC 	SEMKO	IEC-60384-14 2005	No.SE/0252-3	Y2/X1	0.001 $\mu$ F ~ 0.22 $\mu$ F	300 VAC
CB	SEMKO	IEC-60384-14 2005	SE-55114	Y2/X1	0.001 $\mu$ F ~ 0.22 $\mu$ F	300 VAC
CQC 	CHINA	GB/T14472 (1998)	CQC08001028115	Y2	0.001 $\mu$ F ~ 0.22 $\mu$ F	300 VAC

Cap. ( $\mu$ F)

Size	W	H	T	P	d $\phi$
0.001	13.0	9.0	4.0	10	0.6
0.0015	13.0	9.0	4.0	10	0.6
0.0022	13.0	10.0	5.0	10	0.6
0.0033	13.0	10.0	5.0	10	0.6
0.0047	13.0	11.0	5.0	10	0.6
0.0068	13.0	12.0	6.0	10	0.6
0.0082	13.0	13.0	7.0	10	0.6
0.01	13.0	14.0	8.0	10	0.6
0.0022	18.0	11.0	5.0	15	0.8
0.0033	18.0	11.0	5.0	15	0.8
0.0047	18.0	11.0	5.0	15	0.8
0.0056	18.0	11.0	5.0	15	0.8

Size unit: m/m

Size	W	H	T	P	d $\phi$
0.0068	18.0	11.0	5.0	15	0.8
0.0082	18.0	11.0	5.0	15	0.8
0.01	18.0	11.0	5.0	15	0.8
0.015	18.0	12.0	6.0	15	0.8
0.022	18.0	13.0	7.0	15	0.8
0.033	18.0	15.0	9.0	15	0.8
0.047	18.0	17.0	10.0	15	0.8
0.047	26.0	16.0	6.0	22.5	0.8
0.068	26.0	16.5	7.5	22.5	0.8
0.1	26.0	18.0	9.0	22.5	0.8
0.15	26.0	20.0	11.0	22.5	0.8
0.22	26.0	24.0	14.0	22.5	0.8